



■ **ACADEMIC STRUCTURE AND STUDENT ENROLEMENT SERVICES**

ACADEMIC STRUCTURE AND STUDENT ENROLMENT SERVICES

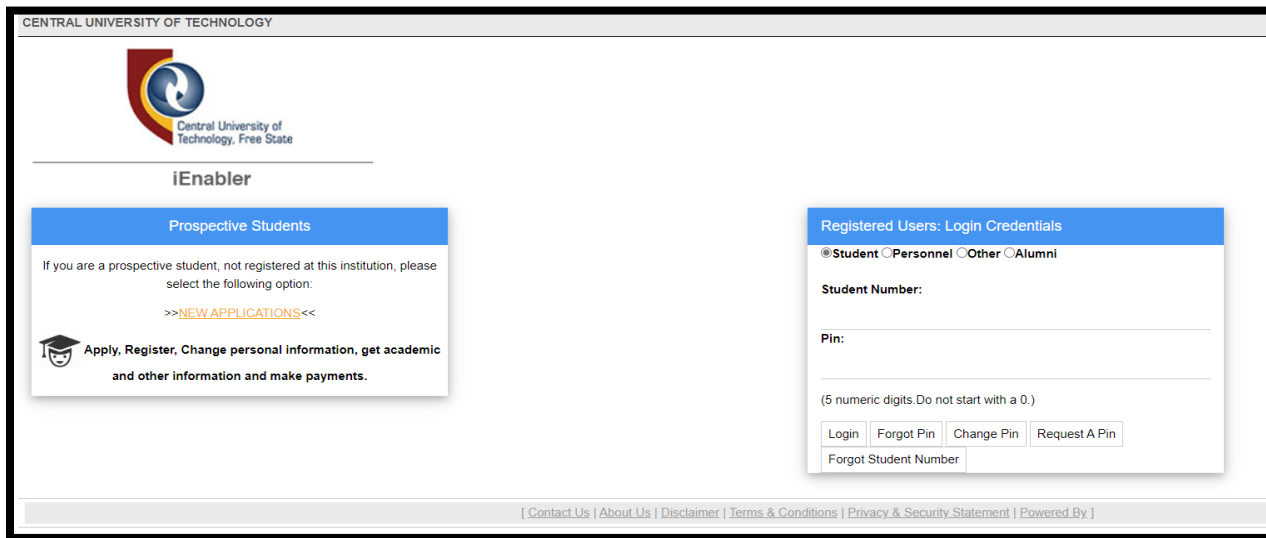
STUDENT IENABLER: QUALIFICATION AND SUBJECT CANCELLATIONS USER MANUAL

GUIDE FOR THE CANCELLATION OF QUALIFICATIONS AND SUBJECTS

Step1: Login to **Student iEnabler**


1. Go to [Student iEnabler](#)

2. You need to login using your student number and pin (**It is important to keep you pin confidential**)



The screenshot shows the iEnabler login interface. At the top left is the Central University of Technology logo. Below it, the text 'iEnabler' is displayed. There are two main sections: 'Prospective Students' and 'Registered Users: Login Credentials'. The 'Prospective Students' section includes a message for students not registered at the institution and a link for new applications. The 'Registered Users' section has radio buttons for 'Student', 'Personnel', 'Other', and 'Alumni'. It includes input fields for 'Student Number' and 'Pin', with a note that the pin should be 5 numeric digits and not start with a 0. There are buttons for 'Login', 'Forgot Pin', 'Change Pin', 'Request A Pin', and 'Forgot Student Number'. At the bottom, there is a footer with links for 'Contact Us', 'About Us', 'Disclaimer', 'Terms & Conditions', 'Privacy & Security Statement', and 'Powered By'.

CENTRAL UNIVERSITY OF TECHNOLOGY




iEnabler

Prospective Students

If you are a prospective student, not registered at this institution, please select the following option:

>>[NEW APPLICATIONS](#)<<

 **Apply, Register, Change personal information, get academic and other information and make payments.**

Registered Users: Login Credentials

Student Personnel Other Alumni

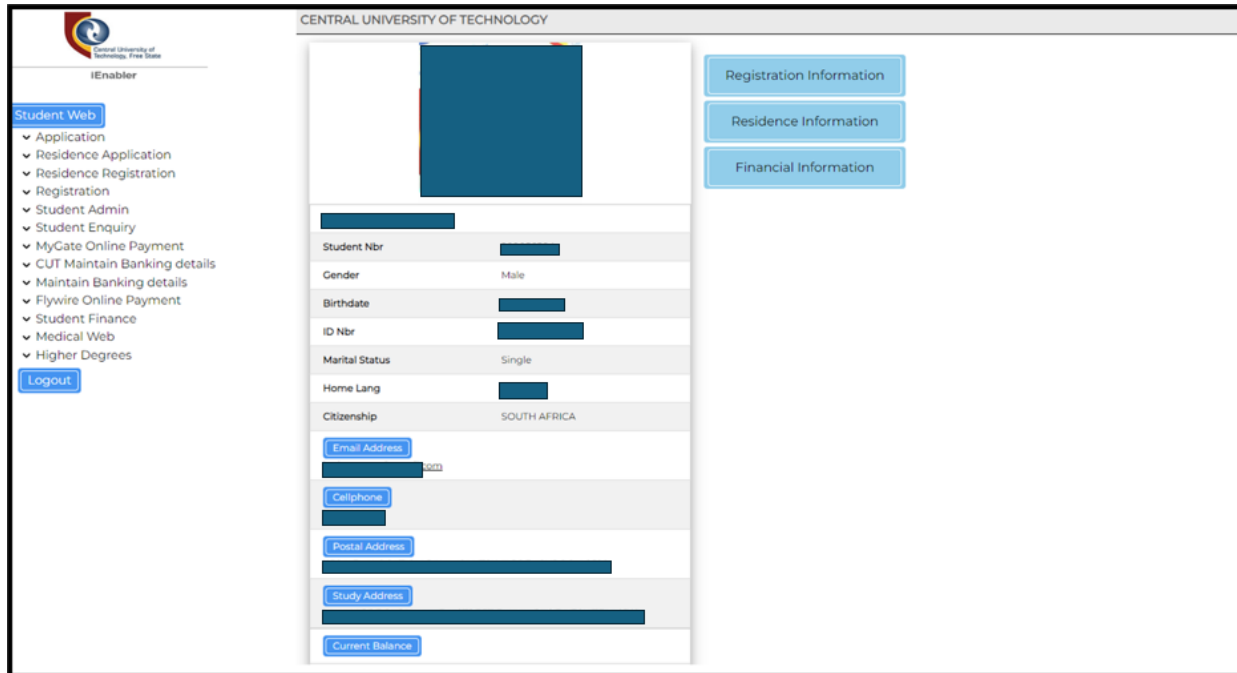
Student Number:
[REDACTED]

Pin:
[REDACTED]

(5 numeric digits. Do not start with a 0.)

[[Contact Us](#) | [About Us](#) | [Disclaimer](#) | [Terms & Conditions](#) | [Privacy & Security Statement](#) | [Powered By](#)]

Step 2: Once logged in, your profile will appear:



The screenshot displays a student profile page. On the left is a navigation menu with a 'Logout' button. The main content area shows a profile summary with the following details:

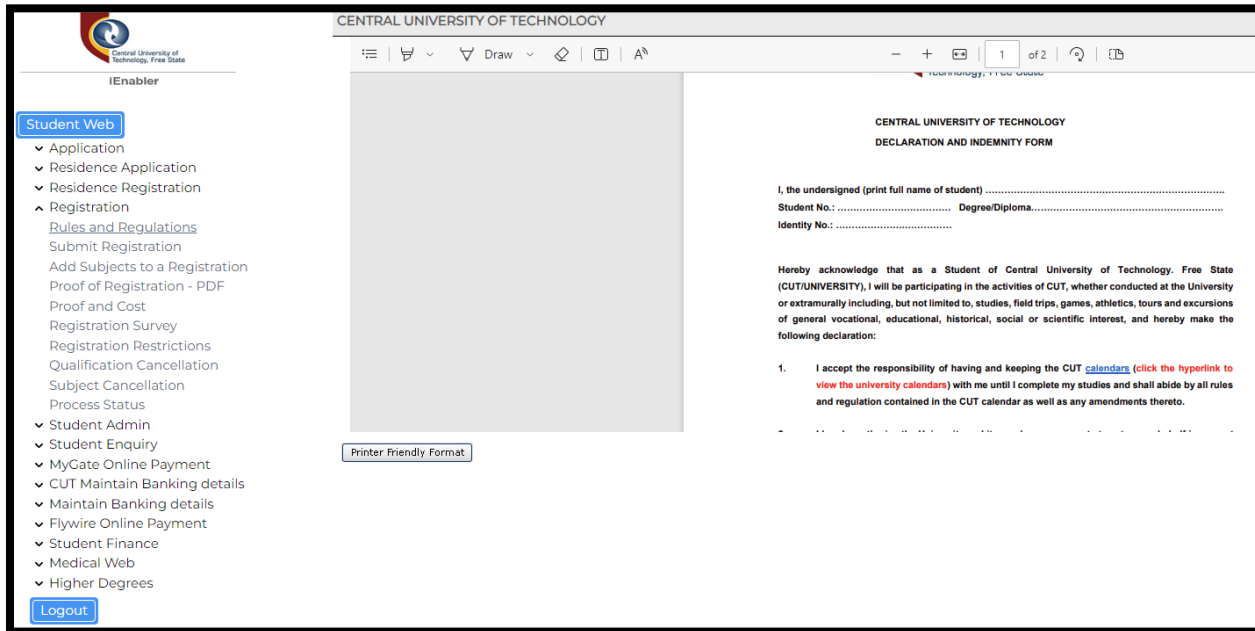
Student Nbr	[Redacted]
Gender	Male
Birthdate	[Redacted]
ID Nbr	[Redacted]
Marital Status	Single
Home Lang	[Redacted]
Citizenship	SOUTH AFRICA

Below the summary are several expandable sections, each with a blue button:

- Email Address: [Redacted]
- Cellphone: [Redacted]
- Postal Address: [Redacted]
- Study Address: [Redacted]
- Current Balance: [Redacted]

On the right side of the profile, there are three tabs: 'Registration Information', 'Residence Information', and 'Financial Information'.

Step 3: Click on **Registration on the left:**



The screenshot displays the Central University of Technology website interface. On the left, a navigation menu titled "Student Web" is visible, with "Registration" expanded to show options like "Submit Registration" and "Add Subjects to a Registration". The main content area shows a "DECLARATION AND INDEMNITY FORM" with fields for student details and a declaration statement. A "Printer Friendly Format" button is located below the form.

CENTRAL UNIVERSITY OF TECHNOLOGY
DECLARATION AND INDEMNITY FORM

I, the undersigned (print full name of student)

Student No.: Degree/Diploma.....

Identity No.:

Hereby acknowledge that as a Student of Central University of Technology, Free State (CUT/UNIVERSITY), I will be participating in the activities of CUT, whether conducted at the University or extramurally including, but not limited to, studies, field trips, games, athletics, tours and excursions of general vocational, educational, historical, social or scientific interest, and hereby make the following declaration:

1. I accept the responsibility of having and keeping the CUT [calendars](#) (click the hyperlink to view the university calendars) with me until I complete my studies and shall abide by all rules and regulation contained in the CUT calendar as well as any amendments thereto.

Printer Friendly Format

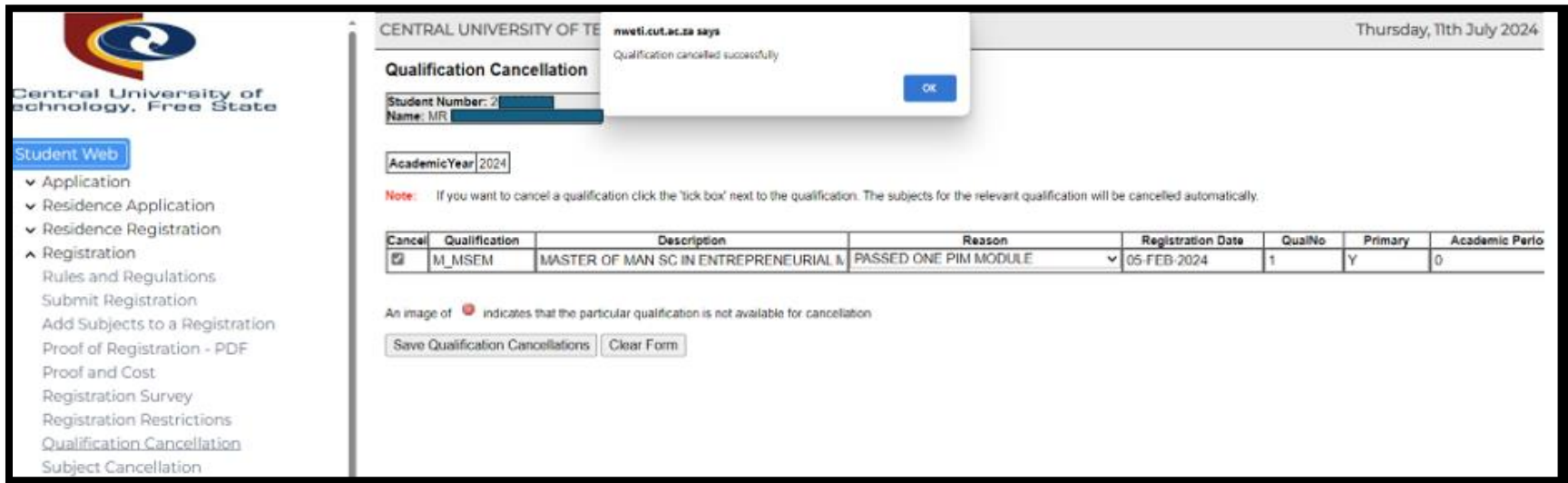


Do not forget to select your
reason for cancellation!!!!

Step 4: On the left side, select the **cancellation option** you want to process.

The screenshot shows the 'Qualification Cancellation' page on the Central University of Technology website. The page includes a header with the university name and date (Tuesday, 9th July 2024). Below the header, there are input fields for 'Student Number' and 'Name', and a dropdown for 'Academic Year' set to 2024. A note explains the cancellation process. A table lists a qualification: 'MASTER OF MAN SC IN ENTREPRENEURIAL MA' with a registration date of '05-FEB-2024'. Below the table, there is a 'Save Qualification Cancellation' button. A blue arrow points from a text box labeled 'Qualification cancellation' to the 'Qualification Cancellation' option in the left-hand menu.

Cancel	Qualification	Description	Reason	Registration Date	QualNo	Primary	Academic Period	Mode of Study
<input type="checkbox"/>	MLMSEM	MASTER OF MAN SC IN ENTREPRENEURIAL MA	==Please Choose==	05-FEB-2024	1	Y	0	2P



CENTRAL UNIVERSITY OF TECHNOLOGY
www.cut.ac.za says
Thursday, 11th July 2024


Qualification Cancellation
Qualification cancelled successfully

Student Number: 2
Name: MR

AcademicYear: 2024

Note: If you want to cancel a qualification click the 'tick box' next to the qualification. The subjects for the relevant qualification will be cancelled automatically.

Cancel	Qualification	Description	Reason	Registration Date	QualNo	Primary	Academic Perio
<input checked="" type="checkbox"/>	M_MSEM	MASTER OF MAN SC IN ENTREPRENEURIAL M	PASSED ONE PIM MODULE	05-FEB-2024	1	Y	0

An image of  indicates that the particular qualification is not available for cancellation

Save Qualification Cancellations Clear Form

Note that if there are any final marks you will not be able to cancel such a subject. There will be a pop-up messages as you proceed.



Central University of
Technology, Free State

ACADEMIC STRUCTURE AND STUDENT ENROLEMENT SERVICES

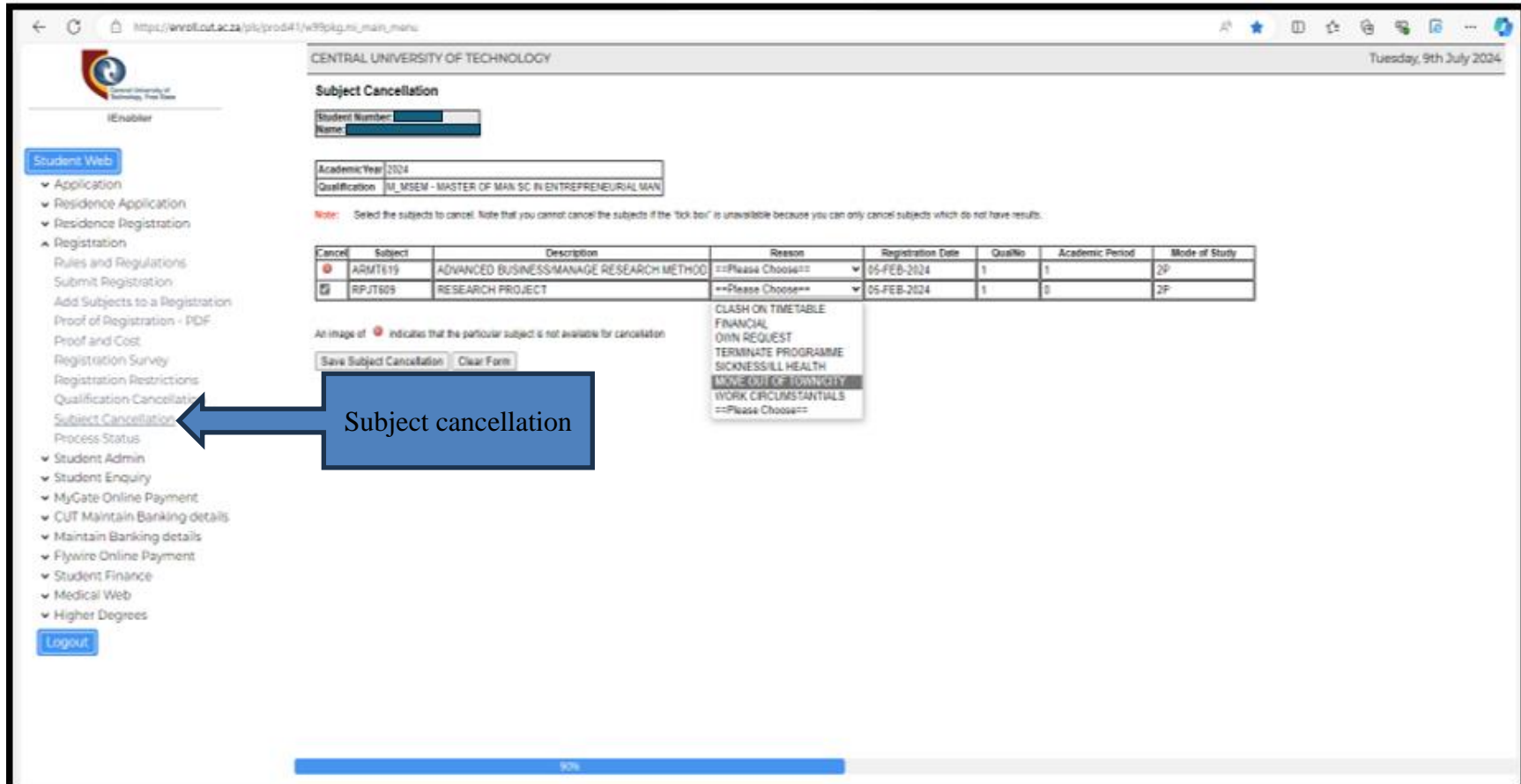
Where there are subjects with results, the following pop-up messages will display, click on **OK** to go back:

enroll.cut.ac.za says
Error : Subject ARMT619 has a result and may not be cancelled. [Error at 517 at 517]

OK

enroll.cut.ac.za says
Qualification : MASTER OF MAN SC IN ENTREPRENEURIAL MAN not cancelled

OK



Central University of Technology

Tuesday, 9th July 2024

Subject Cancellation

Student Number:


Name:

Academic Year: 2024

Qualification: INLMSEM - MASTER OF MAN SC IN ENTREPRENEURIAL MAN

Note: Select the subjects to cancel. Note that you cannot cancel the subjects if the 'tick box' is unavailable because you can only cancel subjects which do not have results.

Cancel	Subject	Description	Reason	Registration Date	QualNo	Academic Period	Mode of Study
<input type="checkbox"/>	ARMT619	ADVANCED BUSINESS/MANAGE RESEARCH METHOD	==Please Choose==	05-FEB-2024	1	1	2P
<input checked="" type="checkbox"/>	RPJT609	RESEARCH PROJECT	==Please Choose==	05-FEB-2024	1	1	2P

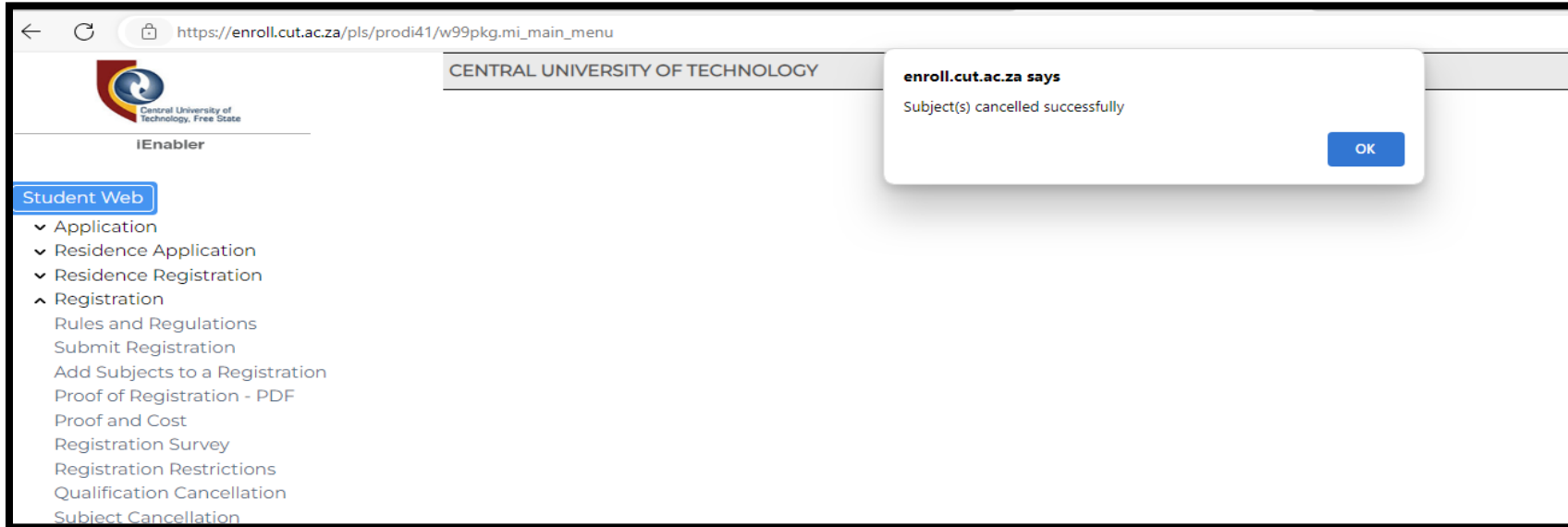
An image of  indicates that the particular subject is not available for cancellation

Save Subject Cancellation Clear Form

Reason dropdown menu options:

- CLASH ON TIMETABLE
- FINANCIAL
- OWN REQUEST
- TERMINATE PROGRAMME
- SICKNESS/ILL HEALTH
- MOVE OUT OF TOWN/CITY
- WORK CIRCUMSTANTIALS
- ==Please Choose==

Subject cancellation



The screenshot shows a web browser window with the URL https://enroll.cut.ac.za/pls/prodi41/w99pkg.mi_main_menu. The page header includes the Central University of Technology logo and the text "CENTRAL UNIVERSITY OF TECHNOLOGY". A notification box in the top right corner displays the message: "enroll.cut.ac.za says Subject(s) cancelled successfully" with an "OK" button. On the left side, there is a "Student Web" menu with the following items: Application, Residence Application, Residence Registration, Registration (expanded), Rules and Regulations, Submit Registration, Add Subjects to a Registration, Proof of Registration - PDF, Proof and Cost, Registration Survey, Registration Restrictions, Qualification Cancellation, and Subject Cancellation.

Once subject is successfully cancelled within the course control period, your student account will credit such subject:

09-JUL-2024	RPJT6090 1	C/N RESEARCH PROJECT	16,480.00	58,707.28
Student Account Totals				